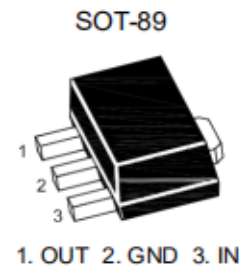


## Three-terminal positive voltage regulator

### Features

- Input voltage: up to 30V
- Output: 5V
- Output current up to 100 mA, internal thermal overload protection and short-circuit limiting.



### Maximum Ratings

Ratings at  $T_A = 25^\circ\text{C}$  ambient temperature unless otherwise specified.

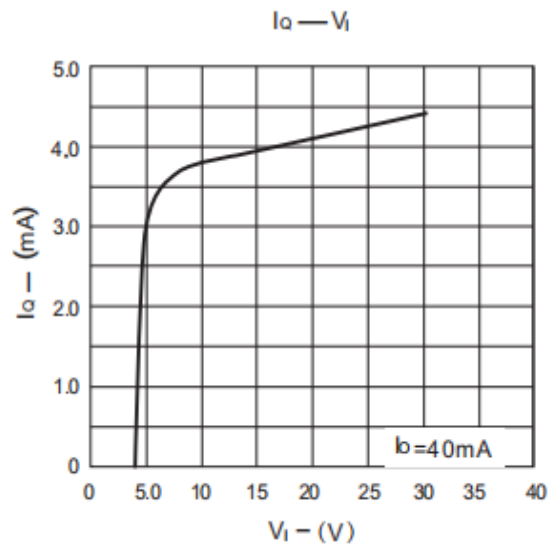
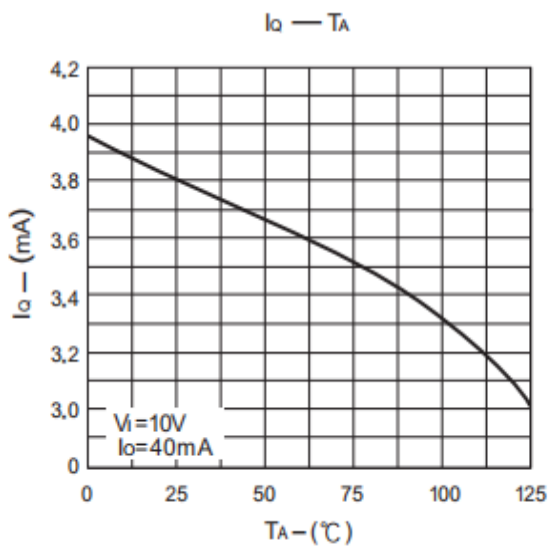
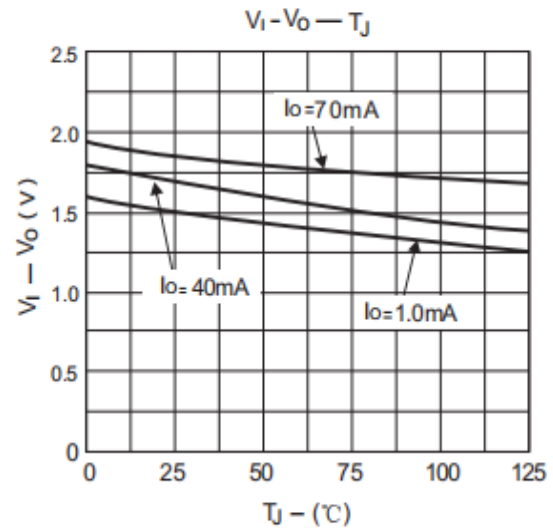
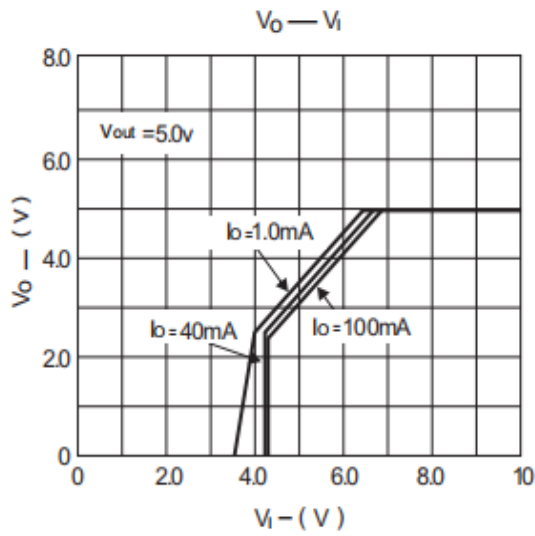
Parameter	Symbols	Value	Units
Input Voltage	$V_I$	30	V
Output Current	$I_O$	100	mA
Junction Temperature	$T_J$	150	$^\circ\text{C}$
Operating Temperature Range	$T_{OPR}$	-40~125	$^\circ\text{C}$
Power Dissipation	$P_D$	500	mW
Storage Temperature Range	$T_{STG}$	-55~150	$^\circ\text{C}$

### Electrical Characteristics

Ratings at  $T_A = 25^\circ\text{C}$  ambient temperature unless otherwise specified.

Parameter	Symbols	Test Conditions	Min	Typ	Max	Unit
Output Voltage	$V_O$	$I_O=40\text{mA}$ $T_J=25^\circ\text{C}$	4.80	5.0	5.2	V
		$I_O=1\text{mA to }40\text{mA}$ $V_I=7\text{V to }20\text{V}$	4.75	5.0	5.25	V
		$I_O=1\text{mA to }70\text{mA}$ $V_I=10\text{V}$	4.75	5.0	5.25	V
Line Regulation	$\Delta V_O$	$V_I=7\text{V to }20\text{V}$ $T_J=25^\circ\text{C}$		32	150	mV
		$V_I=8\text{V to }20\text{V}$ $T_J=25^\circ\text{C}$		26	100	mV
Load Regulation	$\Delta V_O$	$I_O=1\text{mA to }100\text{mA}$ $T_J=25^\circ\text{C}$		15	60	mV
		$I_O=1\text{mA to }40\text{mA}$ $T_J=25^\circ\text{C}$		8	30	mV
Ripple Rejection	RR	$V_I=8\text{V to }18\text{V}$ $f=120\text{Hz}$ $T_J=25^\circ\text{C}$	41	49		dB
Output Noise Voltage	eN	$f=10\text{Hz}\sim 100\text{KHz}$ $T_J=25^\circ\text{C}$		42		$\mu\text{V}$
Dropout Voltage	$V_D$	$T_J=25^\circ\text{C}$		1.7		V
Quiescent Current	$I_Q$	$T_J=25^\circ\text{C}$		3.8	6	mA
		$T_J=125^\circ\text{C}$			5.5	mA
Quiescent Current Change	$\Delta I_Q$	$V_I=8\text{V to }20\text{V}$			1.5	mA
		$I_O=1\text{mA to }40\text{mA}$			0.1	mA

**Ratings and Characteristic Curves**



**Package Outline**  
SOT-89  
Dimensions in mm

